



## UZŅĒMUMS PARAUGS1 SIA 05.06.2014 REGISTERED SUSPENSION OF BUSINESS ACTIVITY

Date of report: 31.07.2014

Register data	
Registration no.	40000000018
Company name	Sabiedrība ar ierobežotu atbildību "Uzņēmums PARAUGS1"
Legal form	Limited liability company
Registration date	29.07.2008
Register	Commercial Register
Share capital	LVL 194 370 fully paid
SEPA Code	LV17ZZZ40000000018
Last articles of association date	12.10.2012
VAT	Company registration application in VAT payers register is removed: 24.04.2014

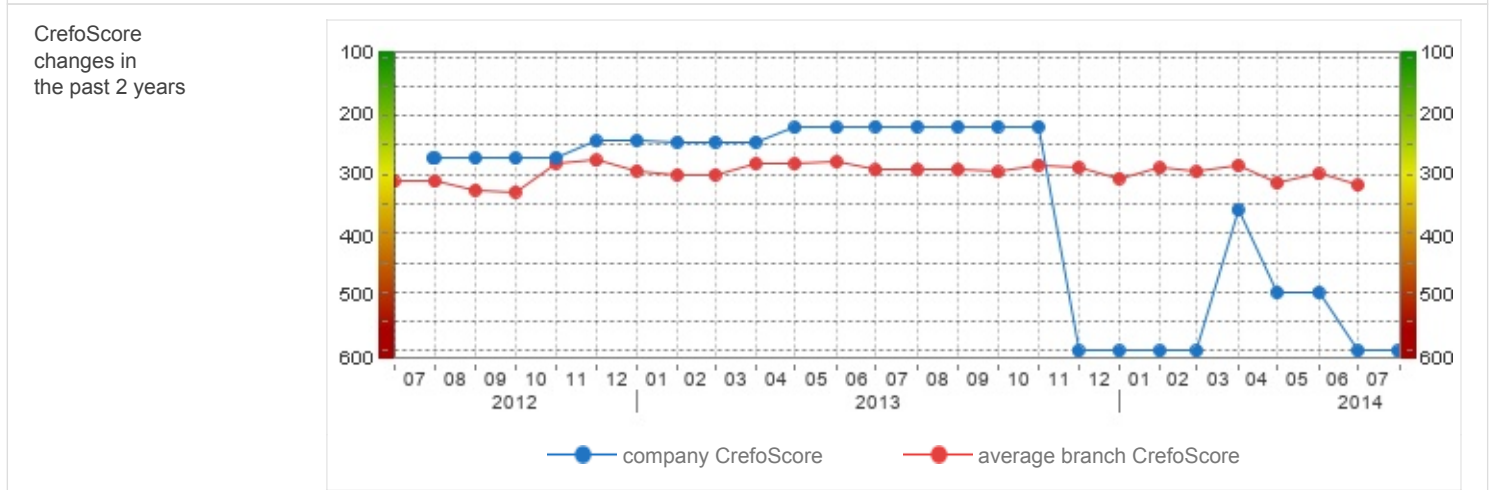
### Solvency

CrefoScore **600**

*Simplified visual representation of CrefoScore for rapid decision making. Meaning: green light - crediting is allowed, red light - crediting is denied, yellow light - the decision has to be made on individual basis or additional information on the company is required to make a decision. Lights have following default settings: CrefoScore = 100-400 – green , 401-499 – yellow , 500-600 – red . Depending on the line of business, profit margin and other parameters characteristic to the business of requestor the meaning might change.*

Maximum credit EUR 0





CrefoCert *CrefoCert certificate can be received according to CrefoCert standard.*

### Contact information

Legal address	Pilsēta, Iela 5-12 LV-0001	Fax	60000002
Real address	Pilsēta, Iela 5-12 LV-0001	E-mail	vards.uzvards@e-pasts.lv, vards.uzvards@e-pasts.lv
Phone number	60000001	Home page	www.piemers.lv

## Credit history

Credit history	Date	Sum Paid	Payment length(in days)	Branch	Actualization of the information
	02.12.2013	EUR 2163.02  0%		46.73	Closed 06.05.2014
	27.11.2013	EUR 241.92  0%		46.75	Closed 29.04.2014

Negative case is the fact registered in database, when, after Creditreform debt collection intervention, the debtor has not carried out his liabilities by a specified date. Validity of inquiries and correctness of the sum of the creditor, as well as term of delay is considered as an estimation of Creditreform, proceeding from the information that is at its disposal.

Debt collection Total (in 5 years time): 4. Last case date: 02.12.2013.

## Status changes

### Activity restrictions

05.06.2014 **Suspension of business activity**

Proceedings started: 05.06.2014

Type: Suspension of business activity

Description: VID nodokļu pārvaldes Ventspils klientu apkalpošanas centra 02.06.2014. lēmums Nr.1.23/A-45678

### Insolvency proceedings

20.06.2014 **20.06.2014 Insolvency proceedings**

Applicant: UZŅĒMUMS PARAUGS1

Court: Latvijas tiesa

#### Date of entry

**26.06.2014 Declaration of insolvency proceedings**

Date of event: 20.06.2014

Case no: 00000001

Court: Latvijas tiesa

Time period for the application by creditors: 1 month

**26.06.2014 Appointment of administrator**

Date of event: 20.06.2014

Case no: 00000001

Court: Latvijas tiesa

**26.06.2014 Information about administrator**

Vārds Uzvārds

Certificate number: 00116, valid from: 13.02.2014, valid to: 13.02.2016

Contact address: Pilsēta, Iela 5-12 LV-0001

Phone number: 60000001

Fax: 60000002

E-mail: vards.uzvards@e-pasts.lv

### Legal protection proceedings

27.11.2013 **27.11.2013 Legal protection proceedings (terminated 05.03.2014)**

Applicant: UZŅĒMUMS PARAUGS1

Court: Latvijas tiesa

Process result: Legal protection proceeding action plan has not been supported by the majority of the creditors determined by the third paragraph of Article 42 from Insolvency law

#### Date of entry

**29.11.2013 Initiation of legal protection proceedings**

Date of event: 27.11.2013

Case no: 00000001

Court: Latvijas tiesa

**17.03.2014 Termination of legal protection proceedings**

Date of event: 05.03.2014  
Case no: 00000001  
Court: Latvijas tiesa

## Date - Changes in VAT registry

24.04.2014 Company registration application in VAT payers register is removed  
11.11.2008 Company is registered in VAT payers register

Liquidation proceedings are not registered

Reorganization proceedings are not registered

## Management

Name	Position, rights of representation
Vārds Uzvārds, 999999-99999 State: The Republic of Latvia	administrator (from 26.06.2014) authorized to represent the company individually;

According to the changes in Commercial Law, from 1 July 2011 information on private persons living address is not to be registered in the Commercial Register.

## Shareholders

Name; address	Part in capital
Vārds Uzvārds, 999999-99999 State: Republic of Estonia	LVL 194 370, - 100.00% (from 12.10.2012) Amount of shares: 194370 / Value per share: LVL 1.00

## Business activities

Industry sector (NACE 2) 29.20 Manufacture of bodies (coachwork) for motor vehicles; manufacture of trailers and semi-trailers

## Other participation

Other participation is not registered.

## Encumbrances

Commercial Pledges	
24.10.2013	<b>100163783, Maximum secured amount: EUR 260 000</b>
Registration date	24.10.2013
Pledgee	UZŅĒMUMS PARAUGS2, 40000000028 Pilsēta, Iela 5-12 LV-0001 Representative: Vārds Uzvārds
Pledger	UZŅĒMUMS PARAUGS1, 40000000018 Pilsēta, Iela 5-12 LV-0001 Representative: Vārds Uzvārds, 999999-99999
Description:	<u>Claim rights</u> All property of the pledger as a pool of assets on the pledging moment, as well as future components of the pool of assets <u>Inventories</u> All property of the pledger as a pool of assets on the pledging moment, as well as future components of the pool of assets <u>Tangible fixed assets</u> All property of the pledger as a pool of assets on the pledging moment, as well as future components of

Description	the pool of assets Bez iepriekšējas ķīlas ņēmēja rakstiskas piekrišanas saņemšanas neveikt darbības un neatļaut trešām personām veikt darbības, kas varētu samazināt Kustamās Mantas vērtību vai novest pie tās apgrūtināšanas, sadalīšanas vai atsavināšanas; bez iepriekšējas ķīlas ņēmēja rakstiskas piekrišanas saņemšanas neslēgt īres vai nomas līgumus par Kustamās mantas vai jebkādas tās daļas izīrēšanu vai iznomāšanu.				
Rights	The pledgee has the rights to sell the pledged property without an auction It is prohibited to pledge the object of the commercial pledge repeatedly				
26.03.2012	<b>100155882, Maximum secured amount: EUR 65 000</b>				
Registration date	26.03.2012				
Pledger	UZŅĒMUMS PARAUGS1, 40000000018 Pilsēta, Iela 5-12 LV-0001 Representative: Vārds Uzvārds, 999999-99999				
Pledgee	UZŅĒMUMS PARAUGS2, 40000000028 Pilsēta, Iela 5-12 LV-0001				
Description:	<u>Claim rights</u> All property of the pledger as a pool of assets on the pledging moment, as well as future components of the pool of assets <u>Inventories</u> All property of the pledger as a pool of assets on the pledging moment, as well as future components of the pool of assets <u>Tangible fixed assets</u> All property of the pledger as a pool of assets on the pledging moment, as well as future components of the pool of assets				
Description	Visi iekļīlātāja ķermeniskie pamatlīdzekļi, visas iekļīlātāja prasījuma tiesības, visi iekļīlātāja krājumi (tajā skaitā arī gatavā produkcija, izejmateriāli un nepabeigtie ražojumi), kā lietu kopība uz iekļīlāšanas brīdi, kā arī šīs lietu kopības nākamās sastāvdaļas.				
Rights	The pledgee has the rights to sell the pledged property without an auction It is prohibited to pledge the object of the commercial pledge repeatedly				
Changes	<table border="1"> <thead> <tr> <th>Change date</th> <th></th> </tr> </thead> <tbody> <tr> <td>22.10.2013</td> <td>Cession</td> </tr> </tbody> </table>	Change date		22.10.2013	Cession
Change date					
22.10.2013	Cession				

Particular liens	
17.04.2014	<b>Prohibition, valid from 17.04.2014</b>
Recipient	UZŅĒMUMS PARAUGS1 SIA, 40000000018 Pilsēta, Iela 5-12 LV-0001
Issuer	VID NP Ventspils klientu apkalpošanas centrs, 1000234202 Pilsēta, Iela 5-12 LV-0001
Decision number	4.1.2.3-12/3510
Ban type	Prohibition
Description:	Piemērots aizliegums pamatkapitāla samazināšanai

## Key operating figures

	2013	2012	2011	2010	2009
Staff	74 ↑	69 ↑	53 ↑	24 ↑	2
Net turnover, EUR	No data	1 800 606 ↓	1 909 218 ↑	973 641 ↑	136 677
Net profit or loss, EUR	No data	3 529 ↓	56 902 ↑	13 597 ↑	6 948

## Profit or loss statement

PROFIT OR LOSS STATEMENT	Code	01.01.2012-31.12.2012	01.01.2011-31.12.2011	01.01.2010-31.12.2010
		EUR	EUR	EUR
1. Net turnover	010	1 800 606	1 909 218	973 641
2. Production costs of goods sold	020	1 568 288	1 661 458	861 044
3. Gross profit or loss	030	232 318	247 760	112 598
4. Sales costs	040	0	0	0
5. Administrative costs	050	126 377	86 003	45 237
6. Other income from economic activities	060	11 386	32 352	3 513
7. Other costs of economic activities	070	94 123	118 379	55 584
8. Income from participation in capital of group subsidiary and associated companies	080	0	242	3
9. Income from securities and loans forming long-term investment	090	0	0	0
10. Other interest income and similar income	100	1 057	0	0
11. Write-off of the value of long-term financial investments and short-term securities	110	0	0	0
12. Interest payments and similar expenses	120	7 245	2 073	1 265
13. Profit or loss before extra ordinary items and taxes	130	17 016	73 900	14 027
14. Extraordinary income	140	0	0	0
15. Extraordinary charges	150	0	0	430
16. Profit or loss before taxes	160	17 016	73 900	13 597
17. Tax on profit for the financial year	170	0	9 572	0
18. Deferred income tax	171	-13 487	0	0
19. Other taxes	180	0	7 426	0
20. Extraordinary dividends	181			
21. Profit or loss for the accounting year	190	3 529	56 902	13 597

## Balance

ASSETS	Code	31.12.2012	31.12.2011	31.12.2010
		EUR	EUR	EUR
<b>1. Long-term investments</b>				
<b>I. Intangible investments</b>				
1. Development costs	010	0	0	0
2. Concessions, patents, licenses, trade marks and similar rights	020	287	0	0
3. Other intangible investments	021	0	0	0
4. Goodwill	030	0	0	0
5. Payments on account for intangible investments	040	0	0	0
<b>I. Total</b>	<b>050</b>	<b>287</b>	<b>0</b>	<b>0</b>
<b>II. Fixed assets</b>				
1. Land, buildings and structures and long-term plantings	060	0	0	0
2. Long-term investments in rented fixed assets	070	0	0	0
3. Technological equipment and machinery	080	353 697	119 073	58 790
4. Other fixed assets and inventory	090	25 728	28 827	37 615
5. Costs of the establishment of fixed assets and unfinished building objects	100	291 600	0	0
6. Payments on account for fixed assets	110	0	0	0
7. Long term investments in fixed assets of public partner	111	0	0	0

<b>II. Total</b>	120	671 026	147 900	96 405
<b>III. Investment properties</b>				
1. Investment properties	125	0	0	0
<b>III. Total</b>	128	0	0	0
<b>IV. Biological assets</b>				
1. Biological assets	215	0	0	0
<b>IV. Total</b>	218	0	0	0
<b>V. Long-term financial investments</b>				
1. Participation in the capital of related companies	130	0	0	0
2. Loans to related companies	140	0	0	0
3. Participation in the capital of associated companies	150	0	0	0
4. Loans to associated companies	160	0	0	0
5. Other securities and investments	170	0	0	0
6. Other loans and other long-term debtors	180	0	21 500	0
7. Own stocks and shares	190	0	0	0
8. Loans to stockholder or shareholders, and management	200	0	0	0
9. Deferred tax assets	201	0	0	0
<b>V. Total</b>	210	0	21 500	0
<b>1. TOTAL</b>	220	671 314	169 400	96 405
<b>2. Current assets</b>				
<b>I. Inventories</b>				
1. Raw materials, basic materials and consumables	230	166 826	67 380	33 449
2. Work in progress and unfinished orders	240	15 057	10 814	13 830
3. Finished products and goods for sale	250	30 060	42 329	18 075
4. Unfinished orders	260	0	0	0
5. Advance payments for goods	270	3 260	20 552	3 472
6. Draft animals and productive animals	280	0	0	0
<b>I. Total</b>	290	215 202	141 075	68 826
<b>II. Long-term investments held for sale</b>				
1. Long-term investments held for sale	295	0	0	0
<b>II. Total</b>	298	0	0	0
<b>III. Debtors</b>				
1. Purchasers and commissioning party debts	300	58 194	4 151	26 121
2. Related undertaking debts	310	0	0	0
3. Associated undertaking debts	320	0	0	0
4. Other debtors	330	100 672	114 197	13 702
5. Shares not paid into company capital	340	0	0	0
6. Short-term loans to co-owners of undertakings and management	350	1 409	0	0
7. Next period costs	360	4 188	1 670	2 824
8. Accrued income	370	0	0	0
<b>III. Total</b>	380	164 463	120 018	42 648
<b>IV. Short-term financial investments</b>				
1. Participation interests in related enterprises	390	0	0	0
2. Own stocks and shares	400	0	0	0
3. Other securities and participation in capital	410	0	0	0

4. Derivative financial instruments	411	0	0	0
<b>IV. Total</b>	420	0	0	0
<b>V. Cash &amp; Bank</b>	430	808	129	20
<b>2. TOTAL</b>	440	380 473	261 222	111 493
<b>BALANCE</b>	450	1 051 787	430 622	207 899

LIABILITIES	Code	31.12.2012	31.12.2011	31.12.2010
<b>1. Equity</b>				
1. Stock or share capital (equity capital)	460	276 564	2 846	2 846
2. Share premium account	470	0	0	0
3. Long-term investment revaluation reserve	480	0	0	0
4. Financial instrument revaluation reserve	481	0	0	0
5. Reserves				
a) reserves specified by law	490	0	0	0
b) reserves for own stocks or shares	500	0	0	0
c) reserves specified by the company articles of association	510	0	0	0
d) reserves, diverted for development	511			
e) foreign currency conversion reserve	512			
f) other reserves	520	0	0	0
5. Total	530	0	0	0
6. Retained profits				
a) retained profits brought forward from the previous years	540	77 447	20 545	6 948
b) retained profits of the accounting year	550	3 529	56 902	13 597
<b>1. TOTAL</b>	560	357 539	80 293	23 391
<b>2. Provisions</b>				
1. Provisions for pensions and similar obligations	570	0	0	0
2. Provisions for contingent taxes	580	0	0	0
3. Other provisions	590	18 052	13 782	4 435
<b>2. TOTAL</b>	600	18 052	13 782	4 435
<b>3. Creditors</b>				
<b>I. Long-term creditors</b>				
1. Loans against debentures	610	0	0	0
2. Loans convertible to stock	620	0	0	0
3. Loans from credit institutions	630	0	0	0
4. Other loans	640	88 259	20 474	25 572
5. Prepayments received from purchasers	650	97 329	0	0
6. Accounts payable to suppliers and contractors	660	0	0	0
7. Bills of exchange payable	670	0	0	0
8. Debts to related undertakings	680	0	0	0
9. Debts to associated undertakings	690	0	0	0
10. Taxes and State mandatory social insurance payments	700	0	0	0
11. Next period income	701	20 915	7 426	0
12. Other creditors	710	0	0	0
13. Deferred income	720	0	0	0
14. Unpaid dividends	721	0	0	0
<b>I. Total</b>	750	206 503	27 900	25 572
<b>II. Short-term creditors</b>				
1. Loans against debentures	760	0	0	0
2. Loans convertible to stock	770	0	0	0

3. Loans from credit institutions	780	49 801	0	0
4. Other loans	790	296	5 391	13 270
5. Prepayments received from purchasers	800	102 838	28 072	0
6. Accounts payable to suppliers and contractors	810	276 884	227 981	112 780
7. Bills of exchange payable	820	0	0	0
8. Debts to related undertakings	830	0	0	0
9. Debts to associated undertakings	840	0	0	0
10. Taxes and State mandatory social insurance payments	850	22 595	30 667	17 928
11. Deferred tax liabilities	851	0	0	0
12. Other creditors	860	15 999	15 256	10 524
13. Next period income	870	0	0	0
14. Unpaid dividends	871	0	0	0
15. Accrued obligations	900	1 281	1 281	0
<b>II. Total</b>	<b>910</b>	<b>469 693</b>	<b>308 648</b>	<b>154 501</b>
<b>3. TOTAL</b>	<b>920</b>	<b>676 196</b>	<b>336 548</b>	<b>180 073</b>
<b>BALANCE</b>	<b>930</b>	<b>1 051 787</b>	<b>430 622</b>	<b>207 899</b>



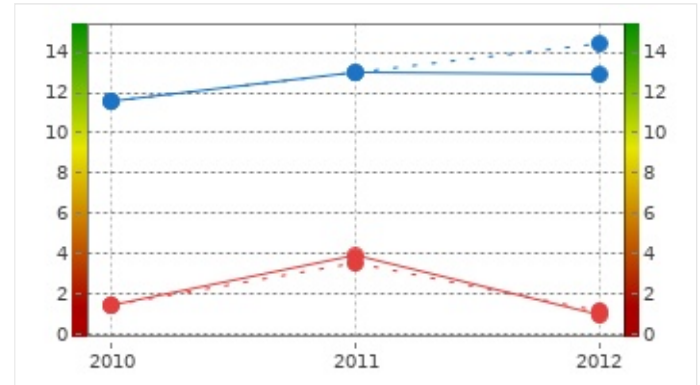
## Financial analysis

Financial ratios	2012	2011	2010	2009	2008
Changes in net turnover %	-5.69 ↓	96.09 ↑	612.36 ↑	n/a	n/a
Production costs changes %	-5.61 ↓	92.95 ↑	n/a	n/a	n/a
Gross profit margin %	12.90 ↓	12.97 ↑	11.56	n/a	n/a
Operating profitability %	0.94 ↓	3.87 ↑	1.44	n/a	n/a
Current ratio	0.81 ↓	0.85 ↑	0.72	n/a	n/a
Quick ratio	0.35 ↓	0.39 ↑	0.28	n/a	n/a
Inventory turnover (days)	7 ↓	9 ↑	7	n/a	n/a
Accounts receivable turnover	11 ↑	0 ↓	9	n/a	n/a
Accounts payable turnover	64 ↑	49 ↑	47	n/a	n/a
Net worth %	33.99 ↑	18.64 ↑	11.25 ↑	8.53	n/a
Return on assets (ROA)	0.33 ↓	13.21 ↑	6.54 ↑	6.05	n/a
Working capital	-4.95 ↓	-2.48 ↑	-4.41	n/a	n/a

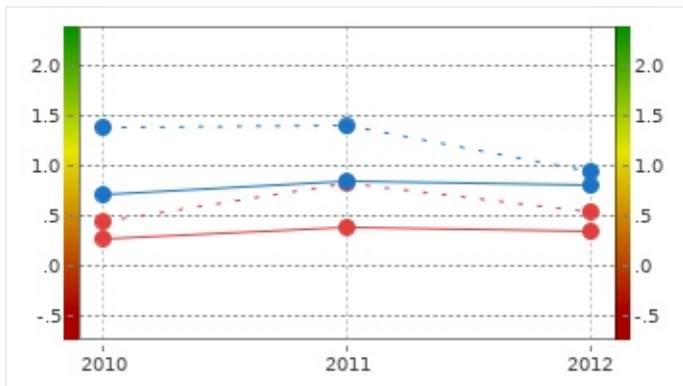
● Turnover % (mln. EUR)  
● Production costs (mln. EUR)



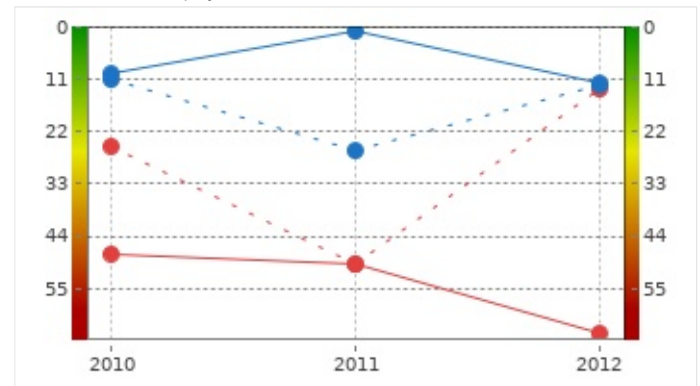
● Gross profit margin %  
● Operating profitability %

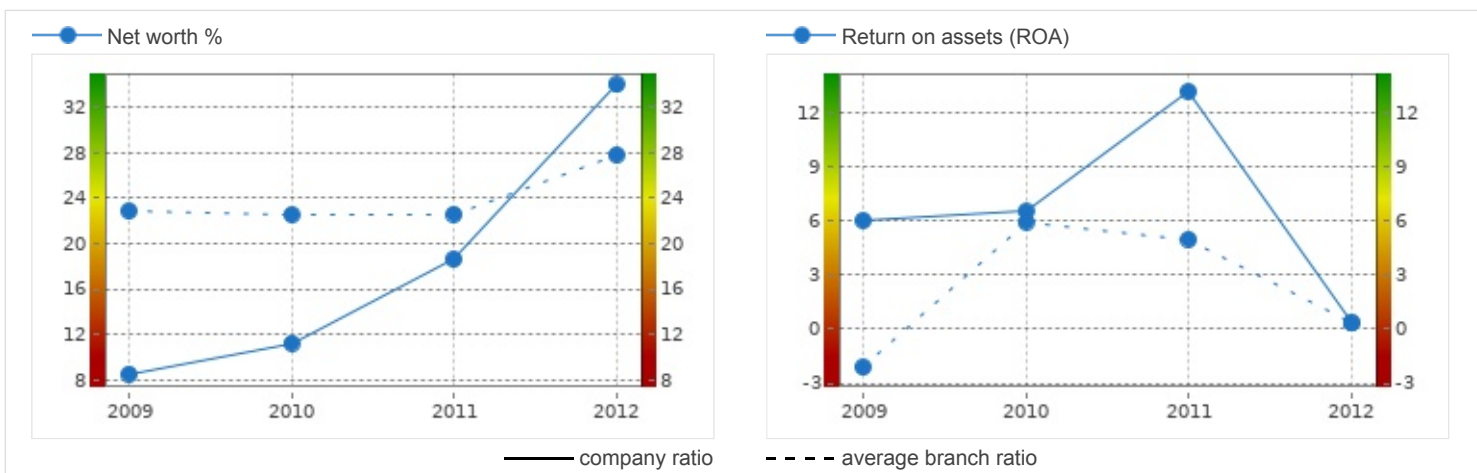


● Current ratio  
● Quick ratio



● Accounts receivable turnover  
● Accounts payable turnover





Information from the Register of Enterprises is provided by licenced re-user SIA Crefo Rating. Information received from crediweb.lv is for informative purposes only and has no legal grounds. The user is responsible for obedience of Personal Data Protection Law and other applicable legislative acts, as well as crediweb.lv terms and conditions. Website operator is not responsible for actions and decisions made by the user based on information received from the website.